

Scene set panels provide control of lighting scenes and integrated functions including blinds & audio-visual equipment.

Scenes are fully configurable through graphical software and may be actioned locally from the scene set panel, activated automatically based upon timed schedule or daylight levels, or manually through the head-end software. The scene set panel indicates the current lighting scene irrespective of whether this has been selected locally or centrally, while master raise and lower function buttons enable the global level of the selected scene to be raised or lowered to suit occupant preferences.

The contemporary design comprises a clip-on fascia, soft-touch pads with blue LEDs indicating the current scene, and an integral infra-red receiver enabling remote selection of scenes from a personal infra-red transmitter or touchpad.

Scenes may be remotely activated using a personal **infra red transmitter** or **touchpad**.



infra red transmitter



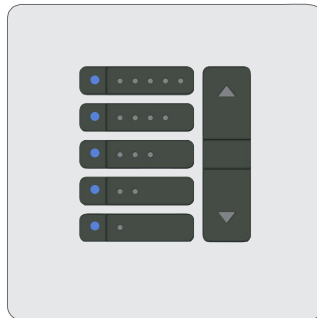
touchpad

- five or ten scene set buttons with status indication
- master raise / lower function for selected scene
- screwless stainless steel fascia (other finishes available)
- integral infra-red receiver for remote scene activation from personal transmitter or touchpad

dimensions and technical details

dimensions	single gang panel: 86mm x 86mm
	two gang panel: 146mm x 86mm
depth	depth behind wall - 25mm (fits 35mm box (not supplied))
finish	standard panel finish is brushed stainless steel with soft-touch buttons and blue LEDs: alternative finishes available to order
cabling	connects to two core network bus (refer to Buswire Specification data sheet for cable specification)

five scene panels



product ref: **123C2**


Five scene set panel with master raise and lower buttons and infra-red receiver



product ref: **123D1**

Five scene set panel with master raise and lower buttons and infra-red receiver.
Two gang plate allows integral mounting of third party control such as temperature selector.

ten scene panels



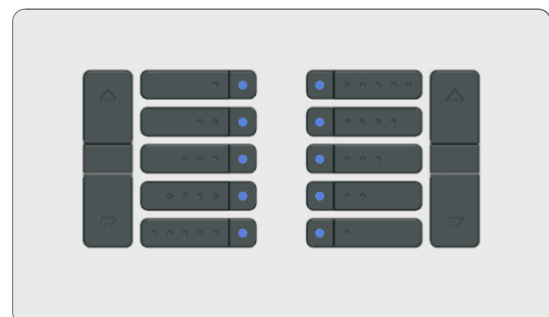
product ref: **123D2**

Ten scene set panel



product ref: **123D3**

Ten scene set panel with master raise and lower buttons and infra-red receiver.



product ref: **123D4**

Ten scene set panel with master raise and lower buttons, window blind raise / lower buttons and infra-red receiver.