


product ref: 119A1

Switch interfaces enable standard momentary-action (two-way-and-off retractive) switches to be converted into system switches or DALI switches: in this way, system switches and DALI switches can have the same plate finish as other electrical accessories in the building.

DALI switch interfaces enable two independent switches to be connected to a shared buswire and avoid the need to wire individual switches back to multiple input points. The switch interfaces also connect to the shared DALI buswire which links DALI ballasts, DALI presence detectors and multisensors and DALI emergency devices, reducing the extent of wiring on a project.

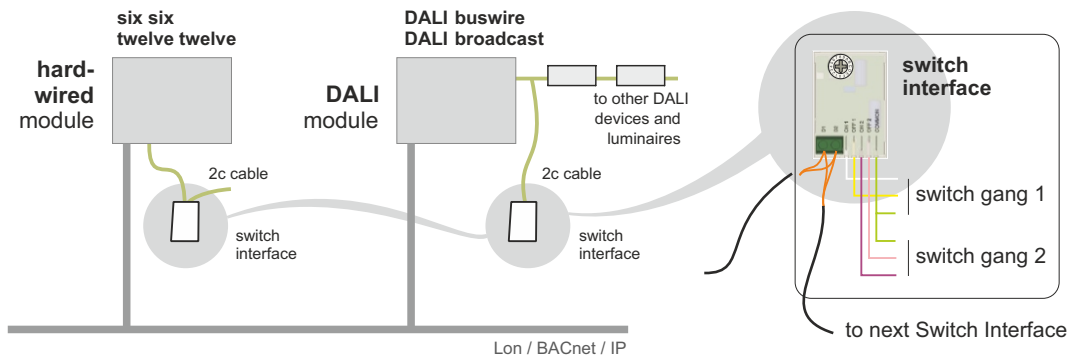
The switch interface comprises a compact electronic device that fits within a switch backbox and connects to the switch terminals and to the smart/DALI bus. Switching and dimming actions at the switch are converted into commands which are transmitted to the lighting management network.



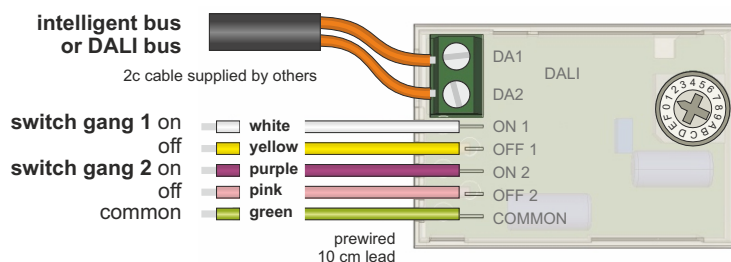
installation

Within core areas, **switch interfaces** typically connect along a shared buswire to an input at a hard-wired **six six** or **twelve twelve** module: **switch interfaces** avoid the need to wire individual switches back to multiple input points.

As part of a DALI network **DALI switch interfaces** connect to the shared DALI bus which links DALI ballasts, sensors and DALI emergency devices.



wiring



configuration

The rotary dial sets the interface to one of sixteen addresses, 1-9 plus 10(A), 11(B), 12(C), 13(D), 14(E), 15(F) & 16(0).



When used with a two-gang switch, setting the dial to one number assigns that address to gang 1 and the next address to gang 2: eg. setting the dial to 3 sets gang 1 to address 3 and gang 2 to address 4.

dimensions 46 mm x 32 mm x 14 mm (h)

Parallel or two-way operation is achieved by setting two interface units to the same address.